



BUILD YOUR KNOWLEDGE

Au Pair
IN SPAIN

VERSION 001

AND BECOME AN AU PAIR EXPERT

Table of CONTENTS

01 WELCOME TO SPAIN

Discover Spain as an au pair, experience the culture, language, and beautiful landscape Spain has to offer.

02 GENERAL GUIDELINES AND PROVISIONS

This guide ensures you have everything you need before you start your au pair journey and clarifies what is expected of you as much as what to expect throughout your experience.

03 ELIGIBILITY CRITERIA: EU / NON-EU

A general outline of the process for EU and Non-EU nationals who want to au pair in Spain. Including visa requirements.

04 COSTS INVOLVED & LANGUAGE CLASSES

Costs involved for the au pair and host family including; visa, health insurance, language classes and savings.

05 MEDICAL EXPENSES

Understand the requirements on health insurance coverage during the au pair's stay in the host country.

06 SCHEDULE & CONTRACT EXAMPLES

Weekly schedule, household chores and contract example.





HEY, I'M SARAH

As the Founder of Haus Au Pair, I'm excited to guide you on ensuring a smooth and rewarding au pair experience in Spain. There's a lot to learn, but I'll show you just how straightforward it can be throughout this guide!

This e-book is dedicated specifically to au pair work in Spain. We'll delve into the detailed rules and regulations you need to know and highlight key considerations for your journey. This is the 2024 version, and we may update our documents as the years go by and the rules and regulations change. Rest assured, all the information is thoroughly researched, providing you with the most accurate and up-to-date insights. Welcome aboard, and we wish you the very best on your au pair adventure!

Sarah xoxo

LET'S DO IT!



CHAPTER



NUMBER 1

WELCOME TO SPAIN

2 PAGES
CHECKLIST

LET'S
DO IT

What you will learn

Experience the magic of Spain, where ancient traditions blend seamlessly with modern life. As an au pair in this vibrant country, you'll immerse yourself in a culture that celebrates life at every turn, from sun-drenched Mediterranean coastlines to charming hillside villages, while learning Spanish from native speakers and becoming part of a welcoming host family where every meal is a celebration of life and connection.

WELCOME TO AU PAIR IN SPAIN WELCOME TO AU PAIR IN SPAIN WELCOME TO AU PAIR IN SPAIN WELCOME TO AU PAIR IN SPAIN

Welcome TO SPAIN



Dear Future Au Pairs and Host Families,

We're delighted to welcome you to the vibrant and culturally rich experience of au pairing in Spain with Haus Au Pair. As you embark on this journey, you'll have the chance to immerse yourself in the heart of Spanish culture, enjoying everything from the colorful fiestas and flavorful tapas to the stunning landscapes and warm-hearted communities.

WELCOME TO AU PAIR IN SPAIN WELCOME TO AU PAIR IN SPAIN WELCOME TO AU PAIR IN SPAIN WELCOME TO AU PAIR IN SPAIN

Embark on an unforgettable cultural journey with our "Au Pair in Spain" guidebook. This comprehensive resource is designed to equip you with everything you need to know about the au pair programme in Spain. From understanding the eligibility criteria to navigating the legal requirements and potential costs involved plus all the in-between.

Message for Au Pairs: This guide equips you with everything you need for a well-prepared Spanish adventure, offering detailed insights into the au pair rules and regulations in Spain. You'll gain a clear understanding of your rights and responsibilities, ensuring a smooth and enriching experience in your host country.

Message for Host Families: Rest assured, you're well-prepared to welcome a young adult into your home to care for your child(ren) and share your vibrant Spanish culture.

WELCOME TO AU PAIR IN SPAIN WELCOME TO AU PAIR IN SPAIN WELCOME TO AU PAIR IN SPAIN



AU PAIR IN SPAIN

LIVING LA VIDA ESPAÑOLA: WHY YOU SHOULD AU PAIR IN SPAIN?

Life as an Au Pair in Spain Spain offers a unique blend of modern living and rich traditions, where family is at the heart of everything. Spanish families are known for their warmth and inclusivity – you'll likely find yourself treated as a true family member rather than just an employee. The Spanish lifestyle embraces the concept of "sobremesa" (lingering after meals for conversation), so take your time and enjoy!

The Spanish Way of Life is: Late lunches (2-3 PM) and later dinners (9-10 PM) • Siesta culture (though more common in smaller towns) • Emphasis on work-life balance • Strong family bonds and social connections • Relaxed, friendly atmosphere.

Must-Visit Places: Barcelona: Gaudí's architectural wonders and the Gothic Quarter • Madrid: Royal Palace and world-class museums like the Prado • Seville: Flamenco dancing and the stunning Plaza de España • Granada: The magical Alhambra palace • Costa del Sol: Beautiful Mediterranean beaches • San Sebastian: Foodie paradise in the Basque Country.

Food That Will Delight Your Taste Buds: Paella: The famous rice dish with seafood

or meat • Tapas: Small, shareable plates perfect for social dining • Jamón ibérico: World-renowned cured ham • Tortilla española: Traditional potato omelet • Churros con chocolate: Perfect for breakfast or late-night treats • Fresh Mediterranean ingredients in daily cooking.

The People and Culture: Spanish people are: • Outgoing and social • Passionate about their traditions • Patient with language learners • Always ready for a fiesta • Family-oriented • Welcoming to foreigners

Language Learning Opportunity: Spanish is the world's second-most spoken language by native speakers, and immersion in Spain offers an excellent opportunity to learn. The Spanish accent is clear and considered one of the easiest to understand for learners.

Weather and Climate: Hot, dry summers • Mild winters (especially in coastal areas) • Lots of sunshine year-round • Perfect for outdoor activities.

Cultural Experiences: Local festivals (like La Tomatina and Las Fallas) • Football matches in passionate stadiums • Weekly markets • Street performances • Religious celebrations • Beach culture.

AU PAIR IN SPAIN

EMBRACE THE
EXPERIENCE *in*
SPAIN AND LET IT
open YOUR
CORAZÓN.

HAUS AU PAIR

CHAPTER



NUMBER 2

GENERAL GUIDELINES AND PROVISIONS

2 PAGES
CHECKLIST

LET'S
DO IT

What you will learn

You'll gain an understanding of the rules for au pair work in Spain and learn how to prepare for the journey ahead. This guide ensures you have everything you need before you start and clarifies what is expected of you throughout your experience.

SPAIN: 10 GENERAL GUIDELINES

1. **Age Requirement:** Au pairs are usually between 18 and 30 years old.
2. **Duration of Stay:** The typical duration for an au pair stay is between 6 months to 1 year, though shorter stays may be possible.
3. **Working Hours:** Au pairs generally work around 30 hours per week, including babysitting. They should have at least one full day off per week, with at least one full weekend off per month.
4. **Pocket Money:** Au pairs receive pocket money, typically ranging from €70 to €100 per week. The exact amount should be agreed upon in the contract.
5. **Accommodation and Meals:** The host family provides free accommodation (own private room) and meals.
6. **Language Course:** Au pairs are encouraged to attend a language course to improve their Spanish. While not mandatory, some host families may contribute to the cost of the language course.
7. **Health Insurance:** Non-EU au pairs must have health insurance coverage. EU au pairs can use the European Health Insurance Card (EHIC) but may also need additional private insurance.
8. **Contract:** A written contract should be established, outlining duties, working hours, pocket money, and any additional agreements. The contract should be signed by both the host family and the au pair before the start of the stay.
9. **Termination:** Either party can terminate the contract with a notice period, typically two weeks.
10. **Cultural Exchange:** The primary purpose of the au pair stay is cultural exchange, so both parties should engage in cultural activities and language learning.



Au Pair Provisions **AND HOME REQUIREMENTS**

01

A PRIVATE BEDROOM AND FURNISHINGS

The au pair should have their own private room within the host family's home. This room should be a private personal space where the au pair can relax. Furnish the room with basic necessities, including: A bed with bedding, a wardrobe or closet for clothes, a desk or table with a chair for studying or personal use with adequate lighting and heating.

02

ACCESS TO FACILITIES

The au pair should have access to shared facilities in the home, such as the kitchen, bathroom, and laundry facilities. It's important for the host family to communicate any house rules regarding the use of these facilities. Providing internet access is generally expected, as it allows the au pair to stay connected with family and friends.

03

CLEAN AND SAFE ENVIRONMENT

The au pair's bedroom and home should be clean, safe, and well-maintained. The host family should ensure that the living conditions meet basic health and safety standards and all home expectations are expressed in writing during the contract discussion.

04

RESPECT FOR PRIVACY

Host families should honor the au pair's privacy and personal space, ensuring they have time alone when needed. Similarly, au pairs should respect the needs of the host family and communicate their own privacy requirements. Ideally, these expectations should be discussed and agreed upon before signing the contract, so all parties are in alignment.

05

LOCATION

Ideally, the host family's home should be situated in a safe area with convenient access to public transportation. This facilitates the au pair's ability to attend language classes and immerse themselves in the local culture. Similarly, if the au pair will have access to a car, this should be discussed and agreed upon beforehand, ensuring the au pair has adequate transport options, especially if the host family resides in an urban area.

AU PAIR IN SPAIN

STAY CONSISTENT
IN YOUR OWN



au pair JOURNEY



AND



DIVIÉRTETE *siempre.*

HAUS AU PAIR

CHAPTER



NUMBER 3

ELIGIBILITY CRITERIA: EU / NON-EU

4 PAGES
CHECKLIST

LET'S
DO IT

What you will learn

Discover everything you need to know about au pairing in Spain, whether you're from the EU or beyond. We'll guide you through the complete process, including essential requirements for both host families and au pairs, ensuring a smooth and compliant cultural exchange experience.



SPAIN'S ELIGIBILITY CRITERIA: EU / NON-EU NATIONALS

AU PAIR: EU

For EU au pairs wanting to go to Spain, the application process is generally more straightforward compared to non-EU applicants, thanks to the freedom of movement within the European Union. Here's a general outline of the process:

Finding a Host Family: The first step is to find a host family in Spain. This can be done through au pair agencies, online platforms, or personal networks. It's important to ensure that the host family is trustworthy and that both parties agree on the terms of the stay.

Agreement on Terms: Once a host family is found, both the au pair and the host family should agree on the terms of the stay. This includes working hours, pocket money, days off, and any additional benefits like language courses or travel expenses.

Au Pair Contract: It's advisable to have a written au pair contract that outlines the agreed terms. This contract should include details about the au pair's duties, working hours, pocket money, and any other relevant conditions.

Health Insurance: EU au pairs should ensure they have valid health insurance coverage for their stay in Spain. The European Health Insurance Card (EHIC) can be used for basic medical services, but additional private insurance might be recommended for comprehensive coverage.

Travel Arrangements: The au pair should arrange their travel to Spain. It's important to coordinate with the host family regarding the arrival date and any necessary preparations.



Registration in Spain: Upon arrival, the au pair may need to register with the local authorities, especially if the stay exceeds three months. This might involve obtaining a Foreigner's Identification Number (NIE) and registering with the local town hall (empadronamiento).

Visa Requirements: Currently, there's no official Au Pair visa for Spain, but you can apply for a Spanish Student Visa (Type D) to stay over three months and join an Au Pair program. This visa allows you to work as an Au Pair for up to a year, known as a Schengen visa.

Cultural Exchange and Language Learning: The au pair experience is often seen as a cultural exchange, so participating in language courses or cultural activities can enhance the experience. Enrolment in a Spanish course (20 hours/week) is required before arriving.

AU PAIR: NON EU

For non-EU citizens wishing to become au pairs in Spain, the process is a bit more complex due to visa requirements. Here's a general overview of the steps involved:

Finding a Host Family: Similar to EU citizens, non-EU au pairs need to find a host family in Spain. This can be done through au pair agencies, online platforms, or personal networks. It's crucial to ensure that the host family is reliable and that both parties agree on the terms of the stay.

Agreement on Terms: Both the au pair and the host family should agree on the terms of the stay, including working hours, pocket money, days off, and any additional benefits like language courses or travel expenses.

Au Pair Contract: A written au pair contract is essential. This contract should outline the agreed terms, including the au pair's duties, working hours, pocket money, and any other relevant conditions.

Registration in Spain: Upon arrival, the au pair may need to register with local authorities, especially if the stay exceeds three months. This might involve obtaining a Foreigner's Identification Number (NIE) and registering with the local town hall (empadronamiento).

Visa Application: Non-EU citizens typically need a visa to stay in Spain as an au pair known as a Schengen visa. The most common type of visa for au pairs is the Student Visa, as it allows for part-time work and study. The au pair will need to apply for this visa at the Spanish consulate or embassy in their home country.

Required documents usually include:

- **A valid passport.**
- **The au pair contract.**
- **Proof of enrolment in a Spanish language course.**
- **Proof of financial means (such as a bank statement or a letter from the host family).**
- **Health insurance coverage.**
- **Any additional documents requested by the consulate.**


Health Insurance: Non-EU au pairs must have valid health insurance coverage for their stay in Spain. This is often a requirement for the visa application.

Travel Arrangements: Once the visa is approved, the au pair can arrange their travel to Spain. Coordination with the host family regarding the arrival date and any necessary preparations is important.

Cultural Exchange and Language Learning: Participating in language courses or cultural activities is often part of the au pair experience, enhancing the cultural exchange aspect. Enrolment in a Spanish course (20 hours/week) is required before arriving.

It's important for non-EU au pairs to check the specific requirements and procedures at the Spanish consulate or embassy in their home country, as these can vary and may be updated.

H A P





AU PAIR CHECKLIST

When a host family in Spain is preparing to welcome an au pair, they typically need to gather specific information from the au pair to ensure a smooth application process and arrangement. Here's a list of common information and documents that a host family might require from the au pair:

1. Personal Information:

- Full name
- Date of birth
- Nationality
- Passport number and a copy of the passport

2. Contact Information:

- Current address
- Phone number
- Email address

3. Background Information:

- A brief personal introduction or letter
- Details about previous childcare experience
- References from previous employers or families (if available)

4. Health Information:

- General health status
- Any allergies or medical conditions
- Proof of health insurance coverage

5. Education and Skills:

- Educational background
- Language skills, particularly in Spanish and English
- Any relevant certifications (e.g., first aid, childcare)

6. Visa and Legal Documents:

- For non-EU citizens, information about visa requirements and any necessary documentation
- A copy of any existing visa or

residence permit (if applicable).

7. Preferences and Expectations:

- Preferred working hours and duties
- Expectations regarding accommodation and meals
- Interests and hobbies

8. Emergency Contact Information:

- Contact details for a family member or friend in case of emergency

9. Photographs:

- A recent photograph of the au pair

This information helps the host family understand the au pair's background, skills, and expectations, ensuring a good match and a successful cultural exchange experience. It's important for both parties to communicate openly and agree on the terms of the arrangement before finalising any agreements.

AU PAIR IN SPAIN

IN A
CHILD'S

cielo

YOU'RE
THEIR

diario
SUNRISE



HAUS AU PAIR

CHAPTER



NUMBER 4

COSTS INVOLVED & LANGUAGE CLASSES

3 PAGES
CHECKLIST

LET'S
DO IT

What you will learn

You'll gain an understanding of the rules for au pair work in Spain and learn how to prepare for the journey ahead. This guide ensures you have everything you need before you start and clarifies what is expected of you throughout your experience.

Costs involved **FOR THE AU PAIR**



VISA FEES

- Visa costs can vary depending on the applicant's country of origin, generally ranging from €80 to €700, with U.S. citizens and Canadians paying the highest fees.
- Once you have applied for your visa, you should get a decision within one month from the day after the application submission. However, the decision period may take longer if any interviews or additional documents are requested.



TRAVEL / PERSONAL EXPENSES

- The cost of traveling to and from Spain, including flights and any necessary transportation within the country.
- This includes daily living expenses such as personal care items, leisure activities, and any additional travel within Spain.



HEALTH INSURANCE

- Non-EU au pairs must have health insurance coverage for their stay in Spain. The cost can vary depending on the provider and the level of coverage.



LANGUAGE COURSES

- If you're applying for a student visa, you'll need to enrol in a language course, which can range from €100 to €500 per month, depending on the school and course intensity.

Costs involved **FOR THE HOST FAMILY**



POCKET MONEY / ROOM AND BOARD

- Host families are expected to provide the au pair with weekly pocket money, typically ranging from €70 to €100, depending on the agreement.
- The host family provides free accommodation and meals for the au pair.



LANGUAGE CLASSES

- Some host families may contribute to the cost of the au pair's language course, though this is not always mandatory and should be discussed upon finalising the contract agreement.



HEALTH INSURANCE

- While the au pair is responsible for their health insurance, some host families may choose to provide additional insurance coverage.



TRAVEL EXPENSES

- Some host families may choose to cover part or all of the au pair's travel expenses, especially if they are staying for an extended period. providing a bus / train pass / access to a car could provide useful.



LANGUAGE CLASSES


The cost of language classes in Spain can vary widely depending on several factors, including the city, the language school, the intensity of the course, and the duration. Here's a general idea of what to expect:

- 1. Group Classes:** These are typically more affordable and can range from €100 to €300 per month for a standard course with a few hours per week.
- 2. Intensive Courses:** For more immersive learning, intensive courses can cost between €200 and €500 per month, offering more hours per week.
- 3. Private Lessons:** If the au pair prefers one-on-one instruction, private lessons can be more expensive, ranging from €20 to €50 per hour.

OTHER OPTIONS TO CONSIDER

4. Online Courses: Some au pairs might opt for online language courses, which can be more flexible and sometimes more affordable.

It's important for the au pair and the host family to discuss and agree on the arrangement regarding language classes, including any financial contributions, before the au pair's arrival. This ensures that both parties have clear expectations, written down in the contract and both can plan accordingly.



CHAPTER



NUMBER 5

MEDICAL EXPENSES

1 PAGES
CHECKLIST

LET'S
DO IT

What you will learn

Here we give a brief overview on medical insurance to ensure au pairs are well informed on what is expected prior to arrival. We would like to ensure host families are clear on where they stand when it comes to the medical expenses too.



MEDICAL EXPENSES

In most cases, au pairs are responsible for their own medical expenses, which means they need to have health insurance coverage during their stay in the host country.

HEALTH INSURANCE REQUIREMENTS

- **EU/EEA Citizens:** If the au pair is from an EU/EEA country and is staying in another EU/EEA country, they can often use the European Health Insurance Card (EHIC) to access basic medical services. However, it's advisable to have additional private insurance for more comprehensive coverage.
- **Non-EU/EEA Citizens:** Non-EU au pairs usually need to purchase private health insurance as part of their visa requirements. This insurance should cover medical expenses, including emergencies, during their stay.
- **Host Family Contribution:** While it's not mandatory, some host families may

- choose to contribute to or cover the cost of the au pair's health insurance as part of their agreement. This can be an attractive benefit for au pairs.
- **Medical Expenses:** Any medical expenses not covered by insurance would typically be the responsibility of the au pair. It's important for au pairs to understand what their insurance covers and to have a plan for any out-of-pocket expenses.
- **Insurance Coverage:** Au pairs should ensure that their insurance covers a wide range of medical needs, including doctor visits, hospital stays, and emergency care. Some policies may also include coverage for repatriation in case of serious illness or injury.

It's crucial for au pairs to arrange their health insurance before arriving in the host country and to keep a copy of their insurance policy and contact information handy.

Join our

VERIFIED MEMBERS

Expand your horizons and connect with verified host families and au pairs through Haus Au Pair, ensuring a safe and trustworthy match.

Our membership provides you with the opportunity to access valuable resources and confidently find your perfect match, eliminating concerns about authenticity. Whether you aim to deepen your understanding of cultural exchange, navigate international legal requirements, or enhance your au pair experience with expert guidance, we've got you covered.

[SIGN UP NOW](#)



LET'S DO IT



SIGN UP AND GET VERIFIED

CHAPTER



NUMBER 6

SCHEDULE & CONTRACT EXAMPLES

2 PAGES
CHECKLIST


LET'S
DO IT

What you will learn

The part you've all been waiting for! You can find below examples of a schedule planner, feel free to print this out and write down your schedule to stick on the fridge. There is also an example contract you can submit to the Spanish consulate once all has been filled out and confirmed by both the host family and au pair.

Host Familia

LA RUTINA



DÍA:	EL PROGRAMA:
LUNES 1	
MARTES 2	
MIÉRCOLES 3	
JUEVES 4	
VIERNES 5	
SABADO 6	
DOMINGO 7	

Au Pair CONTRACT / AGREEMENT



A CLEAR, DETAILED CONTRACT SETS THE FOUNDATION FOR A SUCCESSFUL AU PAIR EXPERIENCE. BY OUTLINING ALL EXPECTATIONS UPFRONT, BOTH FAMILIES AND AU PAIRS CAN MOVE FORWARD WITH CONFIDENCE, KNOWING EXACTLY WHAT THEIR ROLES, RESPONSIBILITIES, AND BOUNDARIES ARE. THIS TRANSPARENCY HELPS PREVENT MISUNDERSTANDINGS AND CREATES A POSITIVE ENVIRONMENT FOR EVERYONE INVOLVED.

CONTRACT EXAMPLE

**AU PAIR CONTRACT
BETWEEN:**

HOST FAMILY:

NAME(S): [HOST FAMILY NAME(S)]

ADDRESS: [HOST FAMILY ADDRESS]

CONTACT INFORMATION: [PHONE NUMBER, EMAIL]

AND:

AU PAIR:

NAME: [AU PAIR NAME]

NATIONALITY: [AU PAIR NATIONALITY]

PASSPORT NUMBER: [AU PAIR PASSPORT NUMBER] / ID CARD

CONTACT INFORMATION: [PHONE NUMBER, EMAIL]

1. DURATION OF STAY:

START DATE: [START DATE]

END DATE: [END DATE]

2. WORKING HOURS:

THE AU PAIR WILL WORK [NUMBER OF HOURS] **PER WEEK.**

TYPICAL WORKING SCHEDULE: [DAYS AND TIMES FULL BREAKDOWN]

THE AU PAIR SCHEDULE IS SUBJECT TO CHANGE (IF APPLICABLE)

BABYSITTING DAYS / HOURS (IF APPLICABLE)

3. DUTIES:

THE AU PAIR WILL ASSIST WITH: [LIST OF DUTIES, E.G., CHILDCARE, LIGHT HOUSEWORK]

4. POCKET MONEY:

THE HOST FAMILY WILL PROVIDE THE AU PAIR WITH €[AMOUNT] PER WEEK AS POCKET MONEY.

5. ACCOMMODATION AND MEALS:

THE AU PAIR WILL BE PROVIDED WITH A PRIVATE ROOM AND FULL BOARD.

6. LANGUAGE COURSE:

THE HOST FAMILY AGREES TO CONTRIBUTE €[AMOUNT] TOWARDS THE AU PAIR'S LANGUAGE COURSE (IF APPLICABLE).

7. FREE TIME:

THE AU PAIR WILL HAVE [NUMBER OF DAYS] OFF PER WEEK, TYPICALLY ON [DAYS].

8. HOLIDAYS:

- THE AU PAIR IS ENTITLED TO [NUMBER OF WEEKS] OF PAID HOLIDAY DURING THE STAY.
- HOLIDAYS AGREED UPON (LIST DATES IF ALREADY DISCUSSED)

9. INSURANCE:

- THE AU PAIR WILL HAVE HEALTH INSURANCE COVERAGE PROVIDED BY [INSURANCE PROVIDER] (IF APPLICABLE).
- HOST FAMILY WILL CONTRIBUTE [AMOUNT] TOWARDS THE INSURANCE (IF APPLICABLE)

10. TERMINATION:

- EITHER PARTY MAY TERMINATE THE CONTRACT WITH [NOTICE PERIOD] NOTICE.
- FAILURE TO COMPLY WITH ANY TERMS OUTLINED IN THIS AGREEMENT MAY RESULT IN IMMEDIATE TERMINATION OF THE AU PAIR ARRANGEMENT.

11. ADDITIONAL AGREEMENTS:

ANY ADDITIONAL AGREEMENTS OR CONDITIONS CAN BE LISTED HERE.

SIGNATURES:

HOST FAMILY:

SIGNATURE: _____

DATE: _____

AU PAIR:

SIGNATURE: _____

DATE: _____

Au Pair EN ESPAÑA



Thank you
FOR READING

**CONGRATULATIONS ON COMPLETING THIS JOURNEY
TOWARDS BECOMING A KNOWLEDGE EXPERT ON
AU PAIR WORK IN SPAIN!**



**WWW.HAUSAUPAIR.COM
@HAUSAUPAIR**

**ALL YOU NEED TO DO NOW IS FIND YOUR HOST FAMILY
OR AU PAIR, AND WE HAVE JUST THE PLACE FOR YOU
AT HAUS AU PAIR!**

